

WEEK TWO

ELIZABETH LEARNS GOD MAKES IMPOSSIBLE THINGS POSSIBLE

BIG IDEA

NOTHING IS IMPOSSIBLE WITH GOD

PREP: *(Kids can help!)*

- Cut several coloured A4 sheets of paper crosswise into strips – make each strip about 3cm wide.
- Find some sticky tape or a stapler.
- Find a pack of playing cards.
- Cut out the cards from the Appendix for week two.

WHAT GOES IN THE BOX?

- Strips of coloured paper & tape (or stapler)
- Pack of playing cards
- The cards from the Appendix



OUT OF THE BOX

- Take the cut out cards from the appendix and pass them around.

Everyone looks at their card and then takes turns telling the others what their task is and whether they think it is possible or impossible.

- **Do the others agree?**

INTRODUCTION

Remember the story of Zechariah from last week. What was the name of his wife? That's right, Elizabeth.

Elizabeth had wanted a baby for a long, long time and had probably given up hope, thinking it would be impossible now because she was too old.

So over those years when she and Zechariah were learning patience, Elizabeth was also learning something else: that God could perform miracles and would fulfill His promises at the proper time.

Try to remember the story from last week... go back to it if you need some reminders. (It is from Luke 1: 57-80)

EXPLORE

Elizabeth would have been very happy for Zechariah when he was chosen to burn the incense at the temple. But imagine how surprised she was when he came out and couldn't talk. He must have had to

write a long message to explain to her what had happened! And then she would probably have had lots of questions...

- **What questions do you think she might have asked?**

e.g. What did the angel look like?

What did the angel's voice sound like?


Are you sure I am going to have a baby?

It must have been very hard to believe. Could it really be possible that after all this time, God was really going to answer her prayer?

OUT OF THE BOX

Take out the pack of cards and let each person take as many as they need and try to build a card tower...

- **At what point did each person give up?**
- **Do some people in your family give up quicker than others?**



EXPLORE

Even when we give up, it doesn't mean God gives up. God always remembers our prayers.

While it must have been frustrating for Elizabeth that Zechariah couldn't talk and always had to wait to see what he had written, it must have been very exciting preparing for a baby.

ACTIVITY

What would you do in your family to prepare for a baby?

- Send everyone to find something in the house that says something about the way you prepare for a baby... e.g. buy special gifts – toys, books, clothes... decorating a room, preparing a bed, making special food.
- Each person shows the object they found and share why they chose it.

Remember last week was the beginning of Advent, which means we are preparing for another baby to be born – baby Jesus.

- Tell each other what things you do as a family to prepare for Christmas.

WEEK TWO

- we put up decorations
- we make special food
- we do special things at church
- we prepare special gifts

When we welcome a baby into our family, we expect it to be forever.

When we welcome Jesus into our lives, it is forever too.

A lot of people thought that God coming to be born as a human baby would be impossible, but God knew otherwise. God was doing something which seemed impossible, to show how much He loves us.

READ

When Elizabeth was several months pregnant with her baby, she had a visit from her cousin Mary, and an amazing thing happened. The baby that Elizabeth was carrying leapt inside her with joy. Elizabeth was filled with the Holy Spirit and said to Mary “You are blessed because you have believed what God told you would come true.” Mary of course was also having a baby, and he was Jesus, God’s son.

The words that Elizabeth spoke to Mary show that Elizabeth knew Mary’s baby was very special and that her own child John would prepare the way for him. Then Mary worshipped God for the great things He had done for her.

OUT OF THE BOX

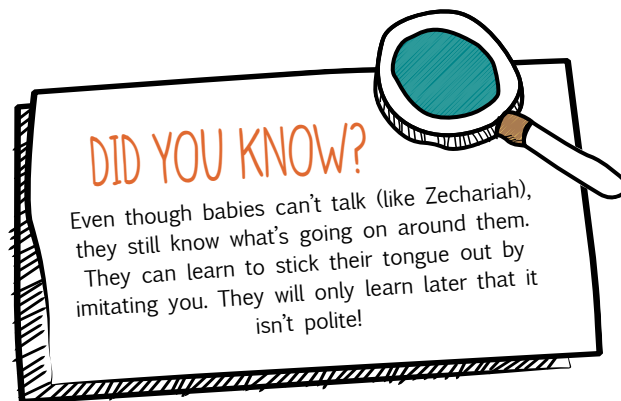
Make a special Christmas decoration

- Take the strips of coloured paper and share around the family
- Write on some strips things that you like about Christmas – and on others something impossible that God can do.

Then tape together the links to form your decoration.

(Ideas for what you may write – being with family, the special food, the presents!)

(Impossible things that God can do – healing people, forgiving us, or helping us to love and forgive others.)



« NOTHING IS IMPOSSIBLE; THE WORD ITSELF SAYS
'I'M POSSIBLE!' »

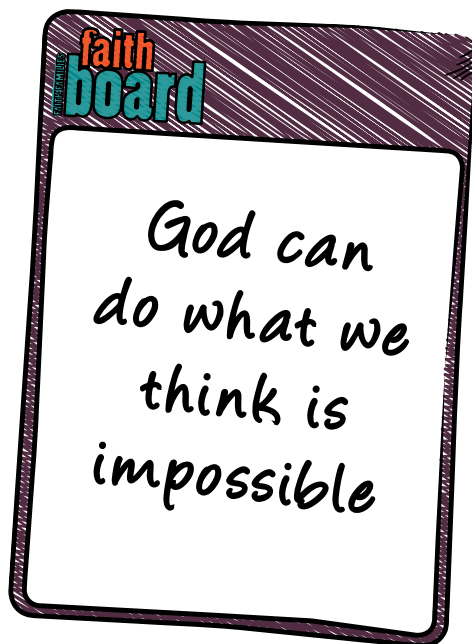
- AUDREY HEPBURN -

PRAY

- Think about Mary's prayer of thanks to God for blessing her. Using the paper chain you have made, take turns thanking God for what you have written on each link.

LIVE

- This week spend some time preparing to celebrate the birth of Jesus. You could do some special baking, make decorations, set up a nativity scene, or gather storybooks (see Other Ideas).



OTHER IDEAS

• Special Baked Treats with Love in them

You need: your favourite cake or muffin mix, one flat-bottomed ice-cream cone per child, and small heart lollies (not chocolate)

Make your cake mixture (in advance if you wish) and preheat the oven to 160 degrees Celsius. Place spoonfuls of mixture into the ice cream cones and place a heart lolly into the middle of each cone. Place cones on a tray and bake for 15 minutes. Let cool, then enjoy!

- **A game of silence** – stick a piece of paper on everyone's back with an animal on it. With no one talking, they must watch others act out the animal to guess what they are.
- **Put your favourite Christmas storybooks around the base of your tree.** Every evening, when the children are in their pajamas, gather to read one together.

**CHECK OUT WHAT YOU
NEED FOR NEXT WEEK...**



APPENDIX

WEEK TWO



FOLD A PIECE OF
PAPER IN HALF 8
TIMES



BALANCE A COIN
ON THE TIP OF A
PENCIL



TOUCH YOUR
TOES



COUNT TO 20



COOK A THREE
COURSE MEAL



SING A SONG



ICE SKATE



LICK YOUR OWN
ELBOW